This is no flyover city. Prepare to land.

GREATER OMAHA CHAMBER

ECONOMIC DEVELOPMENT PARTNERSHIP

A REGION THAT EXCELS AT EXCEEDING EXPECTATIONS.

#3
THE BEST CITIES TO RELOCATE TO IN AMERICA
BEST PLACES, 2020

DEMOGRAPHICS

With a thriving, youthful population, Greater Omaha is an ideal place to develop your business, a place fueled by innovative young professionals supported by seasoned career mentors.

Population

990,492[1]

Growing to **1.1 MILLION** people by the end of 2035[2]

PROJECTED GROWTH 2010-2035[2]
% Change since 2010

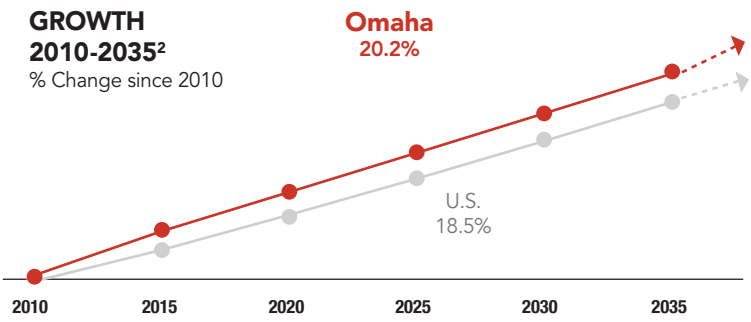

Age[3]

YOUTHFUL

34% 24 years of age or younger.

MEDIAN AGE

Omaha 35.8
U.S. 38.1

Cost of Living[4]

Omaha has a great cost of living with a score of 93.6 which puts it -6.4 % below the national average.

Minneapolis | Score: 105.1 | National Average: +5.1%
Dallas | Score: 106 | National Average: +6%
Chicago | Score: 123.4 | National Average: +23.4%
Los Angeles | Score: 147.2 | National Average: +47.2%
San Francisco | Score: 192.3 | National Average: +92.3%

Per Capita Income[5]

1 U.S. Census Bureau, Population Division (Omaha CSA)
2 Woods & Poole Economics, 2019 CEDDS
3 U.S. Census Bureau, 2015-2019 American Community Survey 5-Year Estimates
4 C2ER, 2020 Cost of Living Index
5 U.S. Bureau of Economic Analysis, 2019 Real Per Capita Personal Income (Chained 2012 Dollars)

ECONOMIC GROWTH

EMPLOYMENT GROWTH[1]
% Change since 2007

489,812 Total Jobs
38,541 New Jobs

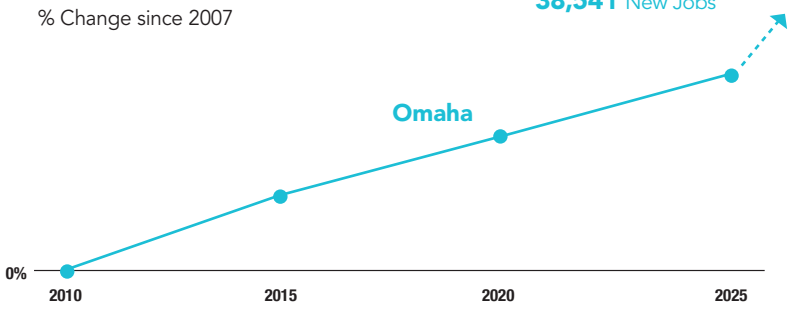

Productivity[2]

Greater Omaha produces more than $51 billion in goods and services each year.

Outpaced the nation in economic growth for the past 5 years in:

GDP GROWTH
2015-2019

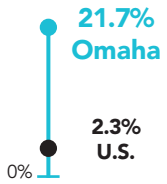

FINANCE & INSURANCE

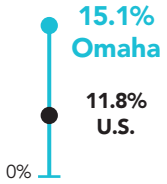

HEALTH CARE & SOCIAL ASSISTANCE

Our information industry is booming with a 18.3% increase over the last 5 years.

1 U.S. Bureau of Labor Statistics, LAUS, 2007-2020
2 Woods & Poole Economics, 2019 CEDDS
3 Bureau of Economic Analysis, Real GDP by Metro Area by Industry, 2015-2019

OUR STEADY ECONOMIC GROWTH IS THE ENVY OF THE NATION.

#2
AMERICA'S BEST MIDSIZE CITIES
SMARTASSET, 2020

COMPANIES, TINY TO TITAN, FLOURISH HERE.

ANCHOR COMPANIES

Conagra Brands
Facebook
Fiserv
Google
LinkedIn
Novozymes
PayPal
First National Bank
Kellogg's
ACI Worldwide
Woodmen of the World
Physicians Mutual
Charles Schwab
Verizon Media
Gallup
CSG International
HDR Inc
LEO A DALY
DLR Group
Cargill
Lozier Corporation
Pacific Life

STARTUP/TECH

Buildertrend
Flywheel
Hudl
Sojern
D3 Banking
Toast
OpsCompass
Retail Aware
Proxibid
Spreetail
LinkedIn
PayPal
Quantum Workplace
Tigerpaw Software
ATS Secured
Election Systems and Engineering

2021 FORTUNE 500 HQ

Berkshire Hathaway, Inc. (#6)
Union Pacific Railroad (#153)
Peter Kiewit Sons' Inc. (#243)
Mutual of Omaha (#282)

2021 FORTUNE 1000 HQ

Valmont Industries (#766)
Werner Enterprises (#871)
Green Plains Inc. (#977)

INDUSTRY

From our strong business climate, to our first-class resources, we're proud to cultivate an environment ideally suited for companies wishing to start, grow or expand operations.

A Diverse Mix[1]

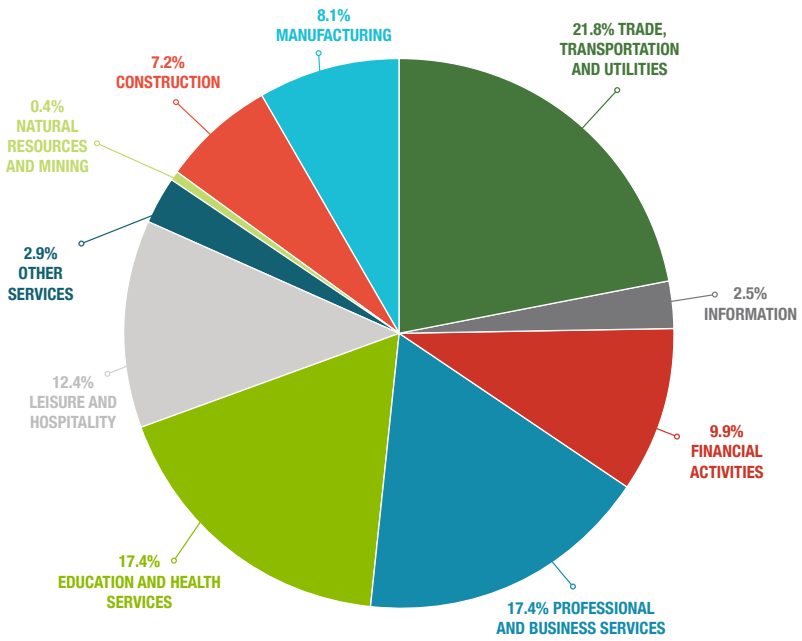

Entrepreneur Income[2]

Our entrepreneurs are more successful – earning an income that's 57% higher than the national average.

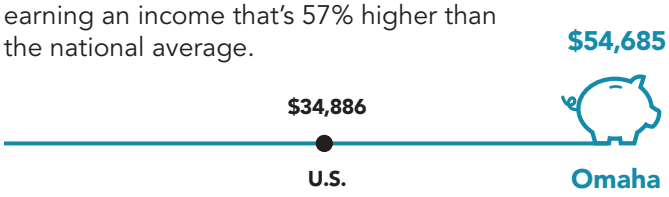

1 U.S. Bureau of Labor Statistics, QCEW, 2019
2 U.S. Bureau of Economic Analysis, REIS, 2017-2019

TALENT

Quality

Our workforce totaling almost 495,000[1] not only possesses the education and skillsets employers need, but also encompasses the Midwest work ethic so many employers are looking for.

Greater Omaha's Workforce (25 – 64)[2]

HIGH SCHOOL GRADUATES

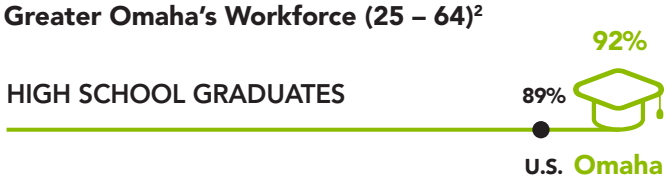

BACHELOR'S DEGREE



Worker Productivity[3]

Greater Omaha's workforce is more productive. Producing $2,000 more goods and services than the average worker.

GOODS & SERVICES PRODUCED

1 US. Bureau of Labor Statistics, LAUS, 2020
2 U.S. Census Bureau, 2015-2019 American Community Survey 5-Year Estimates
3 U.S. Bureau of Economic Analysis, Real GDP by Metro Area (Current Dollars), 2019

SAVVY, SOPHISTICATED TALENT.

Omaha is a great place to work because there are so many opportunities and I think it's pretty easy to find your place here. Whether you're a tech professional who is interested in project management, graphic design, web development, app development, information security, data science, artificial intelligence, or launching your own firm, there's a spot for everybody.

– Shonna Dorsey,
Tech Talent Consultant, Mutual of Omaha

WE WORK HARD TO KEEP THE BUSINESS CLIMATE FRIENDLY AND TAXES MODERATE.

GREEN ENERGY SOLUTION

57% of the energy MidAmerican Energy provides each year comes from wind energy.[3]

Omaha Public Power District (OPPD) is pursuing a goal of net zero carbon by 2050.

BUSINESS CLIMATE

Our stable economic growth and talented workforce contribute to a strong business climate – resulting in reduced business costs, such as lower utilities and taxes.

Cost of Doing Business[1]

Omaha is 12% better than the national average.

Electricity[2]

Omaha Commercial

20.5% BELOW NATIONAL AVERAGE

Omaha Industrial

11.7% BELOW NATIONAL AVERAGE



1 Dr. Eric Thompson, University of Nebraska Lincoln, 2021 Barometer
2 U.S. Energy Administration, 2019 Retail Price of Electricity
3 MidAmerican Energy, 2019 Fact Sheet

CENTERED: A KEY TRANSPORTATION HUB

TRANSPORTATION

Located strategically in the Heartland, we're served by a ring of interstate highways, railroads, motor freight and air connectivity that improves productivity, reduces downtime and increases quality of life.

We have direct flights to more than 33 major cities across the country, including direct flights to: San Francisco, Los Angeles, New York City, Atlanta and Washington, D.C.

Approximately 70.1 billion pounds of cargo are enplaned annually.[1]

Trucks can access more than 90% of the continental U.S. within 2 days.

Reduce transportation costs with quick-access to an intermodal facility and shipping available from 3 Class-I railroads.

Nonstop service to 33 destinations

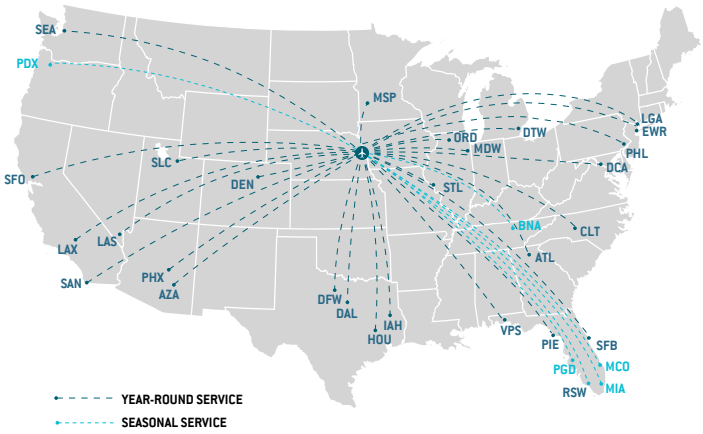

1 Omaha Airport Authority, 2020 Annual Statistics

GREATER OMAHA CHAMBER

ECONOMIC DEVELOPMENT PARTNERSHIP

SelectGreaterOmaha.com
808 Conagra Dr., Ste. 400
Omaha, NE. 68102
402-346-5000
Facebook.com/GreaterOmahaChamber
Twitter.com/OmahaChamber